

DELHI PUBLIC SCHOOL CIVIL LINES ALIGARH
HOLIDAY HOMEWORK 2024-25
CLASS-2



Holiday Homework

*Fun activities
for kids
during holiday break!*



HURRAY!
ITS A
BREAK TIME

**Time to
enjoy
and have
Fun .**



“SUCCESS IS THE SUM OF SMALL EFFORTS REPEATED DAY IN AND DAY OUT”.

Dear Parents,

Holidays are always a welcome break and the best time to explore and create memories. Students benefit from having holiday assignments because it helps them build self-discipline and encourages them to take responsibility for their learning. Students can work independently, efficiently manage their time, and develop crucial study skills such as researching, critical thinking, and problem-solving. To create a well rounded holiday experience and engage our young ones in some creative work, we have put together some interesting activities which the children will enjoy doing. We want our children to have a joyful and experiential learning.

Here are few tips for you to follow –

- Go for a walk, talk about things you see around.
- Drink a lot of water/juices and eat healthy food.
- Plan some outdoor and indoor games.
- Help parents in small household chores like dusting of the house, cleaning wardrobes and watering the plants.
- Reading from colourful illustrated story books will develop your language skills.
- Use the golden words ‘sorry’, ‘please’, ‘thank you’ and ‘excuse me’ extensively.
- Last but not the least – ‘Speak in English with your family members and friends.’



KINDLY ENSURE THAT THE HOLIDAY HOMEWORK IS COMPLETED BY THE STUDENTS UNDER THE GUIDANCE OF THE PARENTS

NAME THE THINGS IN YOUR HOUSE THAT BEGIN WITH EACH LETTER
IN YOUR SCRAP BOOK.



A

B

C

D

E

F

G

H

I

J

K

L

M

N

O

P

Q

R

S

T

U

V

W

X

Y

Z





- प्रतिदिन एक पैराग्राफ का लिखित अभ्यास रफ पुस्तिका में करना अनिवार्य है।
- प्रतिदिन अपनी पाठ्यपुस्तक से पठन अभ्यास करना अनिवार्य है।
- अपनी पाठ्य-पुस्तक से नई सुबह के तारे हम व मुर्गा और सूरज कविताएँ याद करो।
- पाठ्यतर गतिविधि किसी भी पुरानी पत्रिका या अखबार में से शब्दों को काटकर उनके अपने स्केचबुक पर चिपकाना है तथा चित्र बनाना है। (आ की मात्रा से अः की मात्रा तक)



गिनतियो को कोष्ठक में से चुनकर अंको में लिखो—

चौदह, बाईस, पच्चीस, इक्कीस, सत्ताईस,
सताइस, पन्द्रह, उनतीस, उन्नतीस
अठारह, उन्नीस, बारह, अठाईस, सत्रह,
नौ, छह, छः, ग्यारह, ग्यारह

प्रश्न- नीचे दिए गए खाली स्थानों पर सही गिनती चुनकर लगाएँ ।

14

27

22

11

25

19

21

18

29

12

9

28

6

17

➤ अपनी स्क्रेप बुक में लड़का-लड़की (लिंग)का चार्ट बनाइए— (जैसे-बैल-गाय, मोर-मोरनी)


लड़का

लड़की



➤ एक रंगीन चार्ट में हिन्दी में महीनों व सप्ताह के दिनों के नाम लिखिए—





Craft
work

MAKE FRUITS AND VEGETABLES WITH THE HELP OF SHEETS

REQUIRED MATERIAL

Ivory sheets
Craft paper



MAKE A CLOTHES STRING OF SUMMER AND WINTER CLOTHES

REQUIRED MATERIAL

Ivory sheets
Crayons
Craft paper

USE THE CLUES TO COMPLETE THE CROSSWORD PUZZLE.

ACROSS

We live together as a_____.

My father’s mother is my_____.

DOWN

My brothers and sisters are my_____.

My mother’s father is my_____.

I live with my parents and siblings in a_____ family.

ACROSS

We live together as a_____.


My father's mother is my_____.


DOWN

My brothers and sisters are my_____.

My mother's father is my_____.

I live with my parents and siblings in a _____ family.






INSTRUCTION- REVISE ALL THE CONCEPTS DONE TILL NOW IN NOTEBOOK AND TEXT BOOK.

- 1: Observe The Different Cars In Your Neighbourhood. Make A Big Cut Out Of A Car Using Coloured A-4 Size Sheet And Note Down 5 Odd Vehicle Numbers And 5 Even Vehicles Numbers.
2. Learn and write tables from 2 to 12 (2 times) in 4 in 1 notebook.
3. Daily practice 2 sums of Addition and Subtraction (3 digit numbers) each in 4 in 1 notebook.
4. Write Number Names of the following in 4 in 1 notebook:

450	489	567	325	578
379	456	765	612	732
5. Do page number 29-40 in book.

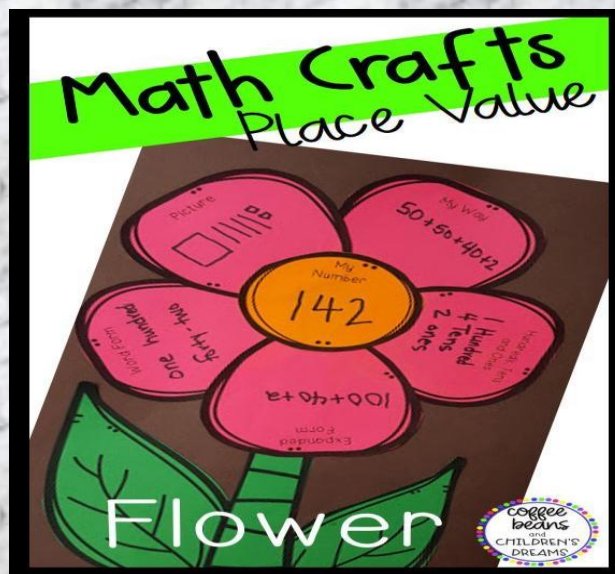
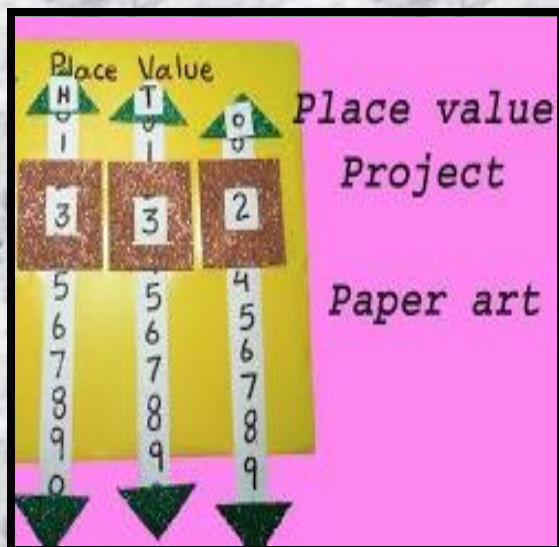
FUN ACTIVITY-1

Danny, the dog, is homeless and is looking forward to have one. Will you help him have his own house? Make a house with different shapes that you have learnt, using colourful papers.




FUN ACTIVITY-2

Do this activity using coloured paper for better understanding the concept of Place value and expanded form of numbers .



FUN ACTIVITY-3

Use the given idea. Make a times table of 2-12 (Any two tables of your choice))





Note : We request your support in encouraging your child to create a story , poem, article or write up on A-4 size paper for the school magazine. Once completed, please attach your child's passport sized photograph in school uniform ,along with their class and section details . Next scan the documents and send it to your child's class teacher's email id.

2-A tanu.vermalibra@gmail.com

2-B deepadps041@gmail.com

2-C asunita1175@gmail.com

2-D priyarajputajay@gmail.com



