



DELHI PUBLIC SCHOOL CIVIL LINES ALIGARH

SESSION 2024-25

CLASS—PREPARATORY

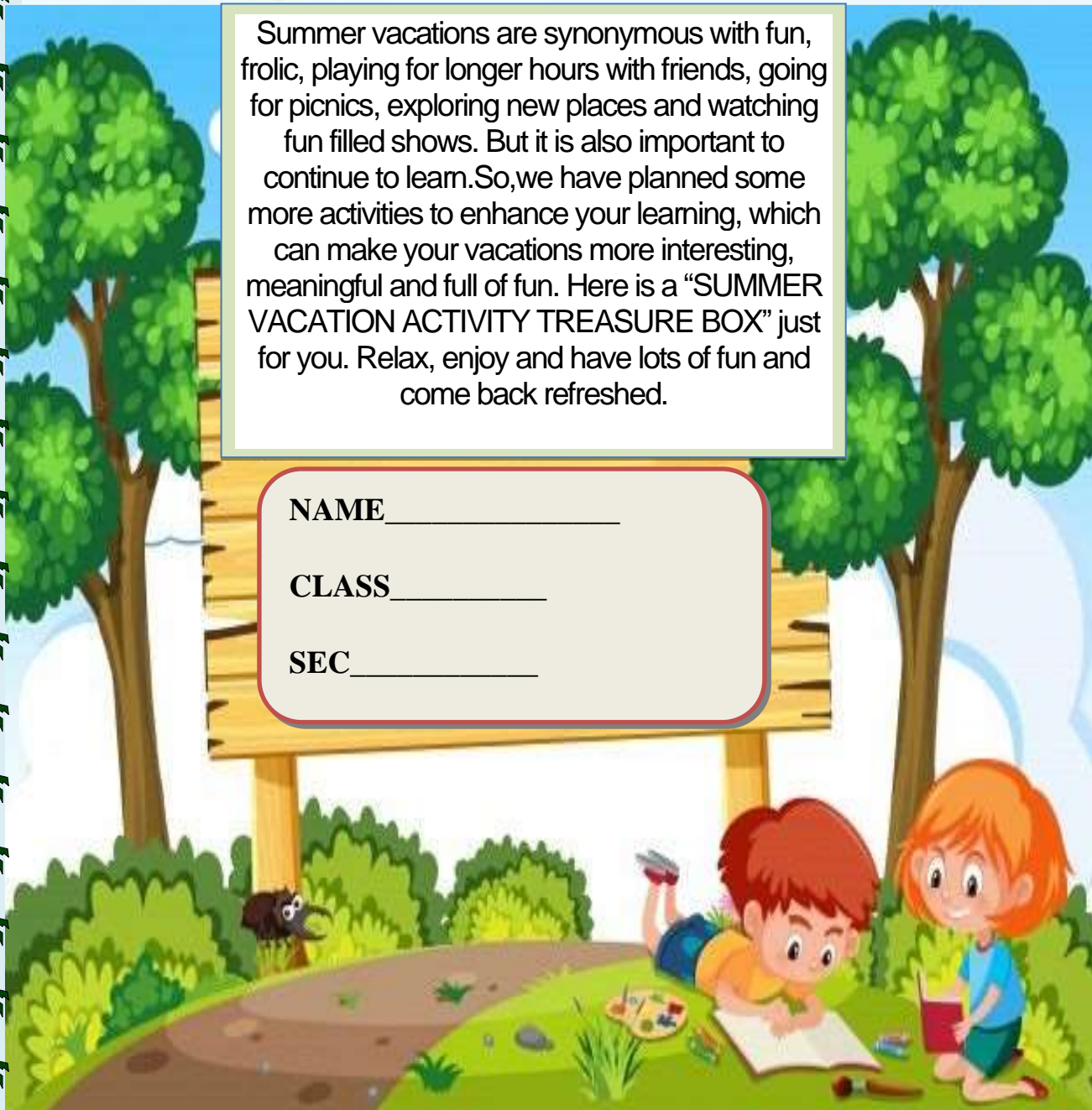


Summer vacations are synonymous with fun, frolic, playing for longer hours with friends, going for picnics, exploring new places and watching fun filled shows. But it is also important to continue to learn. So, we have planned some more activities to enhance your learning, which can make your vacations more interesting, meaningful and full of fun. Here is a “SUMMER VACATION ACTIVITY TREASURE BOX” just for you. Relax, enjoy and have lots of fun and come back refreshed.

NAME _____

CLASS _____

SEC _____





FOR OUR SCHOOL MAGAZINE

We are delighted to announce that our school will be publishing a school magazine. For the same your ward can be a part of it. You can help your ward for a creative, colourful drawing based jingle, a puzzle or anything creative that your ward may like to contribute to the school magazine.

*Mention your ward's name, class and section.

*Paste passport size photograph in school uniform.

*Scan your child work and send it to the mail Id given below.

Prep-A driritusingh24@gmail.com

Prep-B marutigaur@gmail.com

Tips to remember:-

1. Try and do the Holiday homework by yourself.
You may take help from your parents for doing project activities.
2. Do colouring with proper strokes.
3. Create family reading time with your parents.
4. Explore your creative side – be it art, music or dance.
5. You are growing up, try to be more independent. Take responsibility for yourself. e.g. After eating keep your plate yourself in the sink.
6. Keep your room clean toys and books should be organized.
7. Practice hygiene.
8. Remember to converse in English with family and friends.
9. Be polite while speaking and talk softly.
10. Play some outdoor games in the early morning and in cool evening hours.
11. Practice walking on a straight line drawn on the floor with smart steps.
12. Wake up early as sun rises. Love nature and nature will love you back.
Feed the birds with grains and keep a bowl of water outside in the balcony for the birds to drink.

Skills: Language, Cognitive, Fine motor & Life Skills.

Learning Objectives:

- Development of vocabulary, Reading & Writing skills.
- Development of self-help & Problem-Solving skills.
- Development of Aesthetic Appreciation and creativity.

Estimated Time: 1 hour Everyday



REVISE AND PRACTICE

English

- Revise vocabulary & phonic sounds of all the letters from A-Z from your English book.
- Do writing practice of capital & small letters, two and three letter words in a separate thin notebook.
- Do reading practice of (a & e sound words) from your book.

Hindi

- Revise स्वर & व्यंजन along with their vocabulary from your book.
- Do writing practice of स्वर & व्यंजन and two letter words in a separate thin notebook.
- Do reading practice of two letter words and sentences from your Hindi book.

Maths

- Revise oral counting from 1-50 and number names from 1-10.
- Do writing practice of counting from 1-50 by TO Method and number names (1 to 10) in a separate thin notebook.

RHYMING RIDDLES



I- Read the sentences, guess the rhyming word and write it:

a) You sleep on me and I rhyme with red.

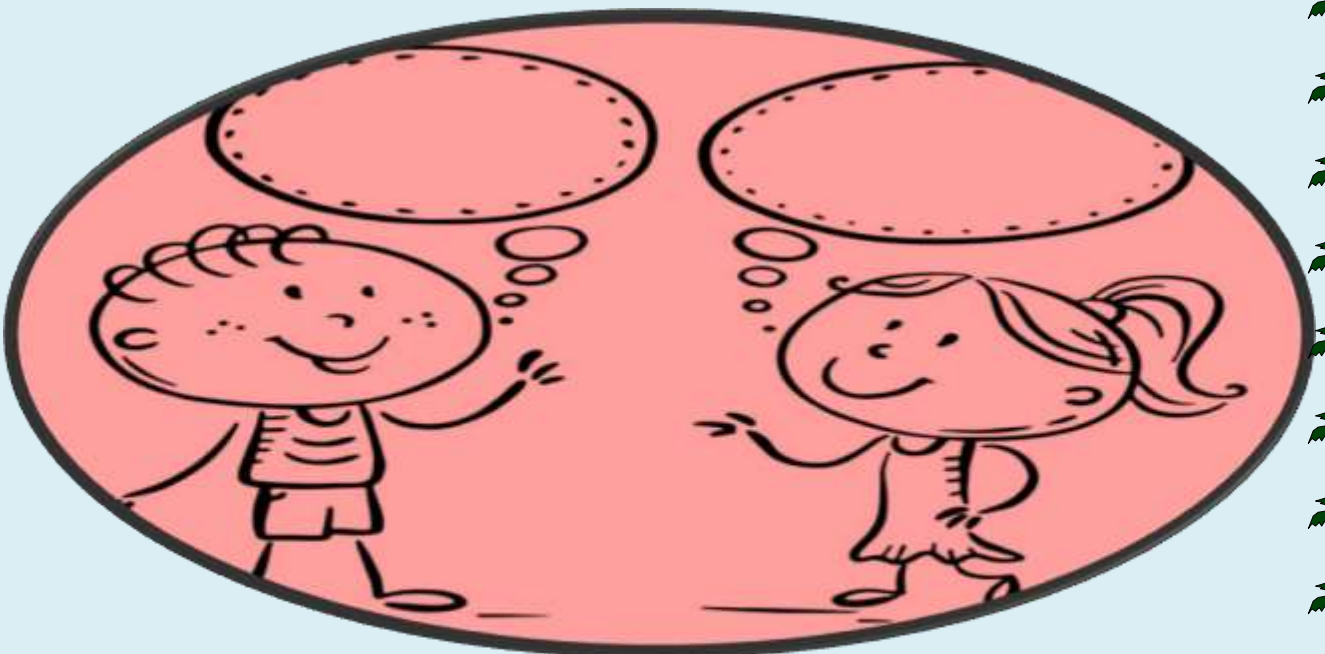
b) You wear me on your head and I rhyme with cat.

c) I am a tree and I rhyme with the number.

d) I light up the sky and rhyme with fun.

e) You have ten of these and they rhyme with rose.

f) I am a clever animal and I rhyme with box.



II-Answer the questions as fast as you can. This is a speak up game can be played with two. Take a dice and coins to play this game:

SPEAK UP !

START

HOW OLD
ARE YOU?

YOUR
FAVOURITE
FOOD?

FAVOURITE
MOVIE?

FINISH

A WORD
STARTS
WITH -M

WHERE ARE
YOU
FROM?

FAVOURITE
ANIMALS?

FAVOURITE
SONG?

A SPORT?

BROTHERS OR
SISTERS?

CAN YOU
SWIM
FAST?

FAVOURITE
BOOK?

HOBBY?

WHERE DO
YOU LIVE?

CAN YOU
JUMP
HIGH?

FAVOURITE
GAME?

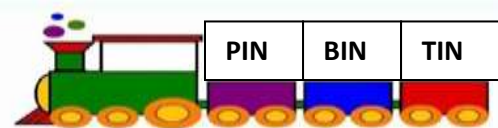
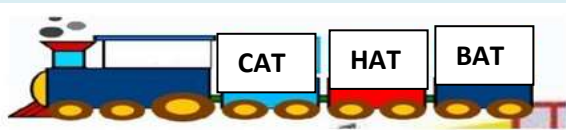
NAME 4
LEGGED
ANIMALS



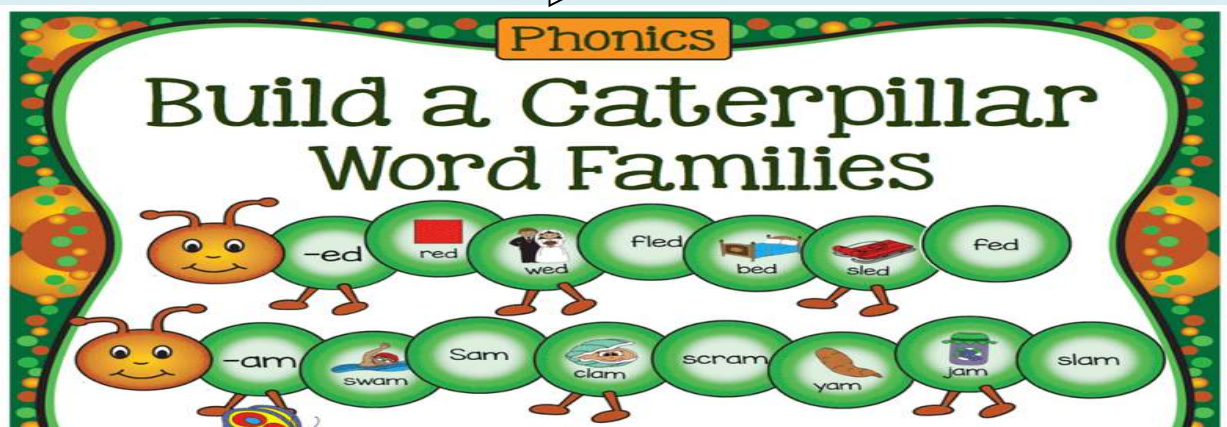
ENGLISH CRAFT ACTIVITY—

RHYMING WORDS

Choose any two families from the given Rhyming Express(or refer pg no. 23 from your course book) and make any two rhyming word craft from the given images-



RHYMING WORD CRAFT



III- एक अक्षर के साथ अलग-अलग अक्षर जोड़कर शब्द बनाइये।

क → ल कल
→ म कम
→ प कप

फ → ल
→ न
→ ट

स → र
→ ब
→ च

आ → प
→ म
→ ग

ह → म
→ ल
→ क

म → न
→ ल
→ र

HINDI CRAFT ACTIVITY—

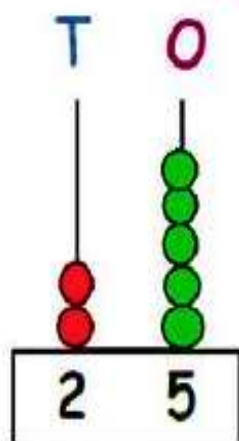
Make one swar or vyanjan ludo game from the given examples.



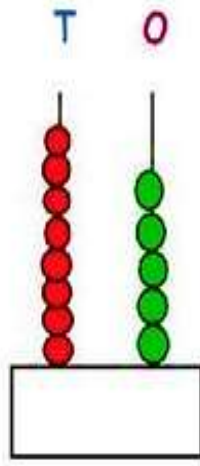
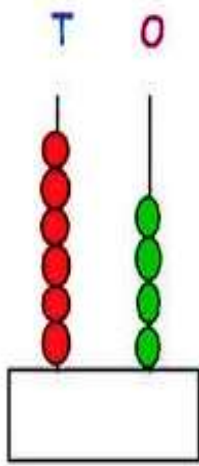
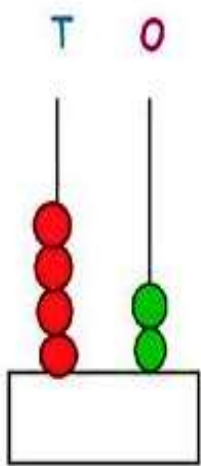
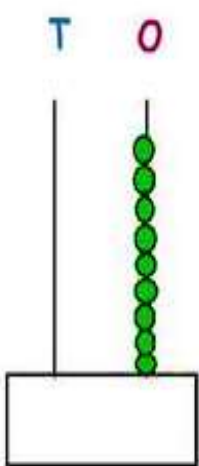
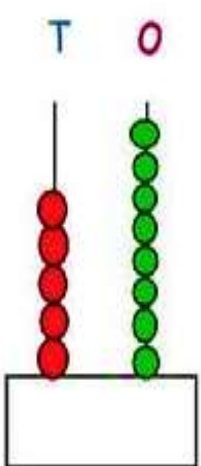
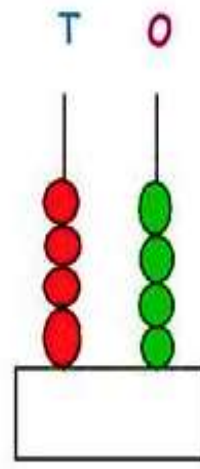
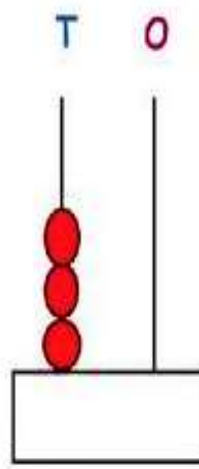
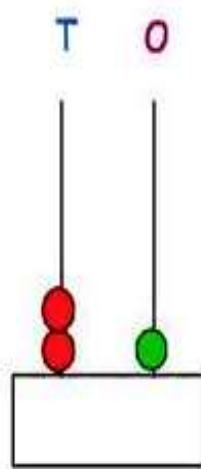
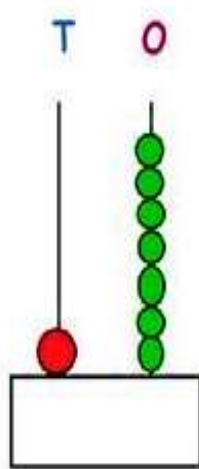
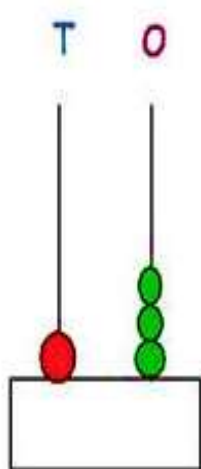
IV. Count the beads and write the place value:

O - ones place









T - tens place













$$25 = 2 \text{ tens} + 5 \text{ ones} \\ = 20 + 5$$













V. Complete the pattern and put the bindis under each shape accordingly:

VI. How much you know about your father!

ALL ABOUT MY DAD

Complete the sentences below.

My dad's name is

.....

His favorite color is

.....

My dad is

.....

He likes

.....

My best memory
with him is when

.....

.....

He always says

.....

.....

.....

He is so good at

.....

He doesn't like

.....

He is the best dad because

.....

Paste your
picture along
with your DAD!



VII. Write some facts about you !

ALL
ABOUT
ME

My name is

I'm years old.

Draw candles on the cake.

I'm from

Draw the flag of your country.


This is my family.

Draw your family members
or stick a family photo here.

My hobbies are:

EVS PROJECT WORK: -1) Make any two animal's faces with the help of paper plate or chart papers (Big size).

2) Make two hanging flowers (Big size -on a half chart paper) from the given art & craft material.



HANGING FLOWERS ACTIVITY

